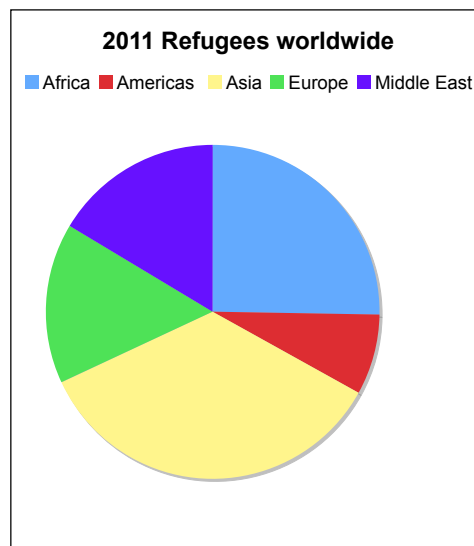


Refugees worldwide: Student worksheet

How many refugees are there in the world?



Look at the pie graph. It shows the number of refugees in these regions at the end of 2011.

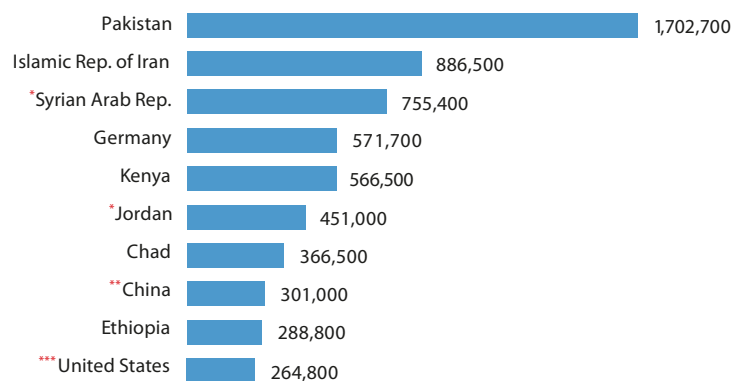
There were 10.3 million refugees in total. Estimate the number in each region.

Where do refugees come from? Where do refugees go?

The bar graphs show source countries and hosting countries.

What conclusions can you draw?

Major refugee-hosting countries | end-2011

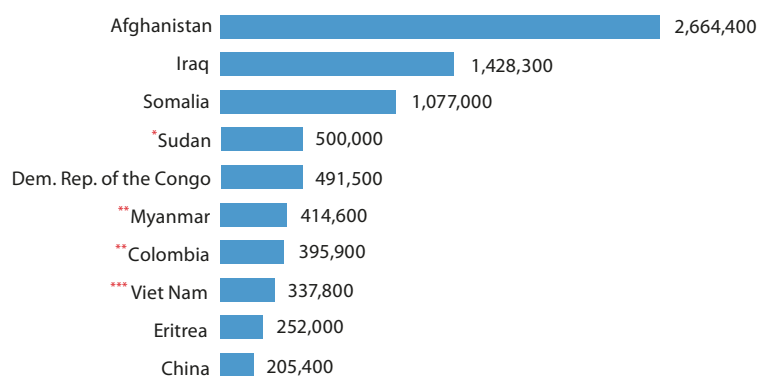


* Government estimate. UNHCR has registered and is assisting 132,500 Iraqi refugees in both countries.

** The 300,000 Vietnamese refugees are well integrated and in practice receive protection from the Government of China.

*** UNHCR estimate.

Major source countries of refugees | end-2011

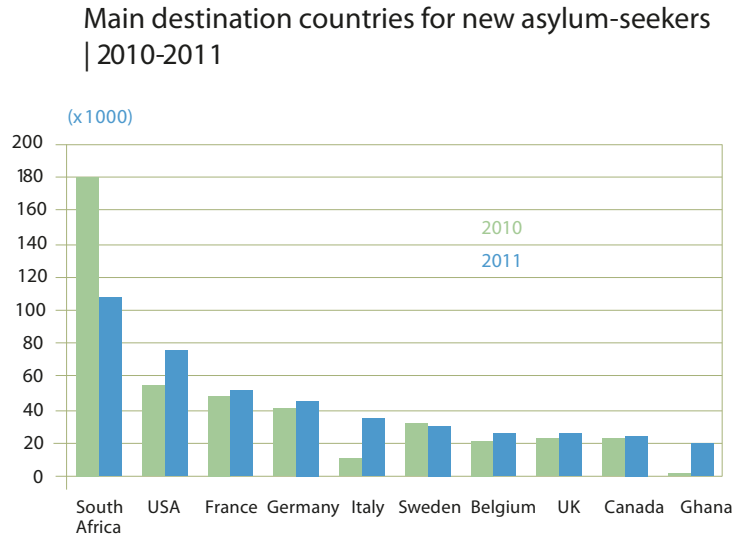


* May include citizens of South Sudan (in absence of separate statistics for both countries).

Source: UNHCR

What are the main destination countries for new asylum seekers?

Asylum seekers are also seeking refuge worldwide. Here are the main destination countries in 2011 and 2012. Draw two pie charts to show this information.



Source: UNHCR

What does the data show? Are the pie graphs more or less effective than the comparative column graph?

Find out about the numbers of asylum seekers who arrive by boat in Australia. What does this tell you about Australia's asylum seeker 'problem'?

The information in this worksheet comes from two reports from the United Nations High Commission for Refugees. See www.unhcr.org/gr11/index.xml (for 2011) and www.unhcr.org/gr12/index.xml (for 2012).